

MTPS Series

With Flex Option

Walk-in
Growth Room



MTPS Flex

Product Overview

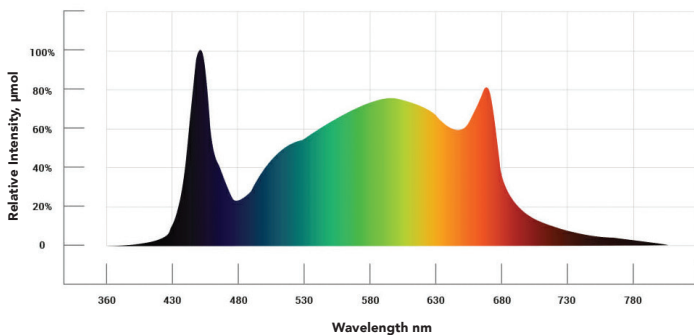
The MTPS plant growth room is a highly adaptable environment for research programs requiring a range of plant heights and lighting intensities.

The Flex option enables the room to be converted from a tall plant/high light/single tier configuration to a short plant/low light/two or three-tier configuration. The flexible design means there is no need for special trades or services to adjust shelf height and airflow as your research needs change.

Lighting

Light canopies feature balanced spectrum LED lights for optimal plant growth. The upper canopy in single tier mode provides light intensity of 1000 micromoles/m²/s. In two and three tier mode, canopies provide light intensity of 500 micromoles/m²/s. Light output is measured by a full-spectrum Apogee quantum light meter for display, recording and intensity control through the user interface.

LED Spectrum



Refrigeration

Temperature control is provided by a self-contained water-cooled condensing unit with hot gas bypass for continuous compressor operation. An electronic modulating valve provides tight temperature control while ensuring quiet operation. Pressure transducers are included for monitoring the status of the refrigeration system. Alternative refrigeration methods are available depending on site-specific and/or user-defined requirements. Consult the factory for heat rejection information and other refrigeration options.


Key Product Attributes

- Modular design that easily accommodates variable sizes
- Adaptable shelving and canopies to suit a range of plant heights and lighting intensities
- Horizontal and vertical airflow configurations plus integrated drain pans to suit research requirements
- Product certifications/markings; CCSAUS (NRTL), CE

Airflow

In multi-tier mode, airflow is directed horizontally across the shelves to provide uniform growing conditions and to allow the use of integrated drain pans. In single tier mode, airflow can be changed at the flip of a switch to a vertically upward direction to suit plant and research needs.

One Tier




Upward or Horizontal Airflow
(Upward Shown)

Two Tier



Horizontal Airflow

Three Tier



Horizontal Airflow

MTPS Flex

Performance Data

MTPS with Flex Option	Temperature Range (°C)	Growth Area*	Growth Height			Exterior Dimensions (WxDxH)
			1 tier	2 tier	3 tier	
MTPS72	15 - 35 lights ON 10 - 35 lights OFF	72ft ² (6.7m ²)	73.5" (1865 mm)	36" (915 mm)	20" (510mm)	11'7" x 5'10" x 9'2.25" 3530 x 1780 x 2800 (mm)
MTPS144	15 - 35 lights ON 10 - 35 lights OFF	144ft ² (13.4m ²)	73.5" (1865 mm)	36" (915 mm)	20" (510mm)	11'7" x 10'7.5" x 9'2.25" 3530 x 3240 x 2800 (mm)
MTPS288	15 - 35 lights ON 10 - 35 lights OFF	288ft ² (26.8m ²)	73.5" (1865 mm)	36" (915 mm)	20" (510mm)	11'7" x 20'2.5" x 9'2.25" 3530 x 6160 x 2800 (mm)

*Total growth area shown is for 3 tier configuration. For 1 and 2 tier configuration, growth area is correspondingly reduced. Consult factory for details.



Change shelving and airflow to suit your plants and research.



MTPS Flex growing Arabidopsis with optional far red spectrum LED lights.

Control & Monitoring

The MTPS Flex comes equipped with Conviron's most advanced controller - the CMP6060.



Intuitive Interface

7" full-color, high resolution touchscreen with intuitive graphic interface for easy navigation.



Easy Programming

Extended visibility of multiple timelines and processes.



At-a-Glance Monitoring

Historical trend graphs, vibrant alarm status, and easy-to-track alarm history.

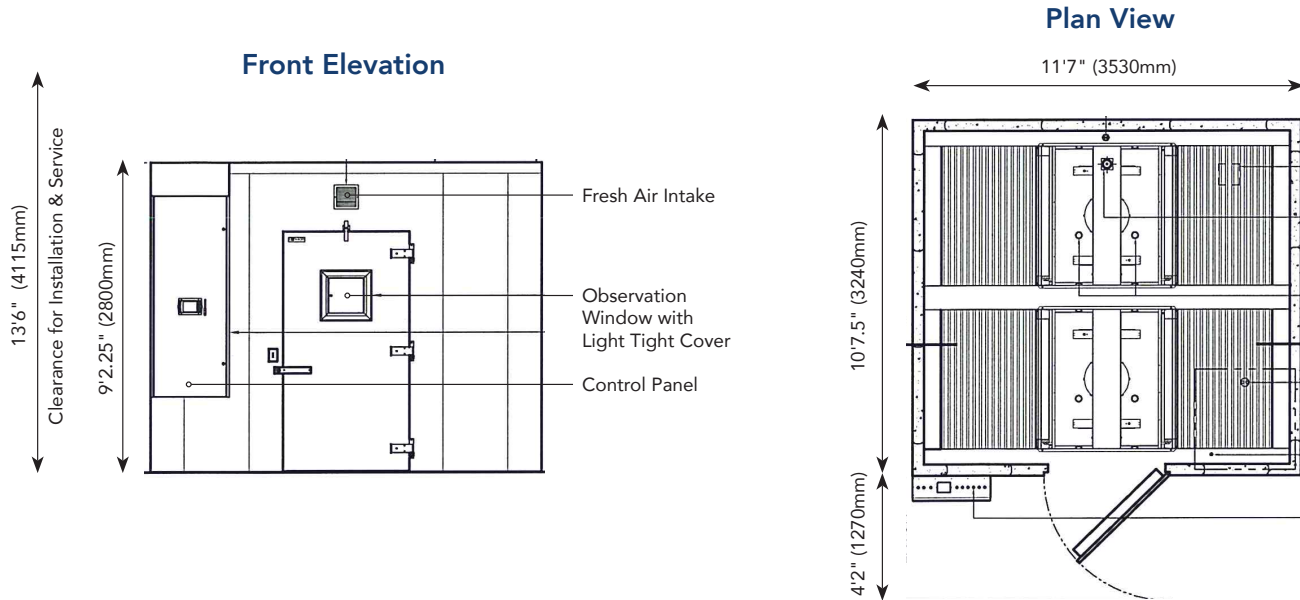


Remote Connect

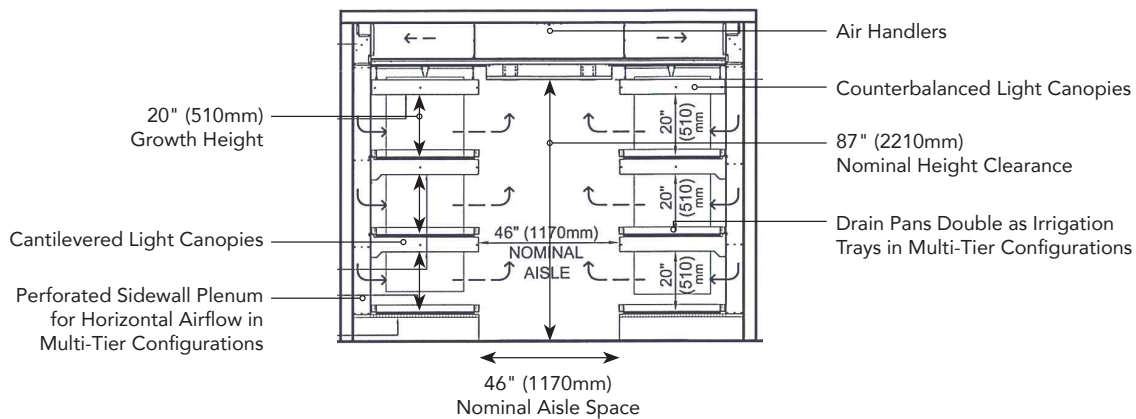
Connect from anywhere on your laptop or any LAN connected device with ConvironDirect.

With ConvironDirect I always have access to my chamber — from anywhere.

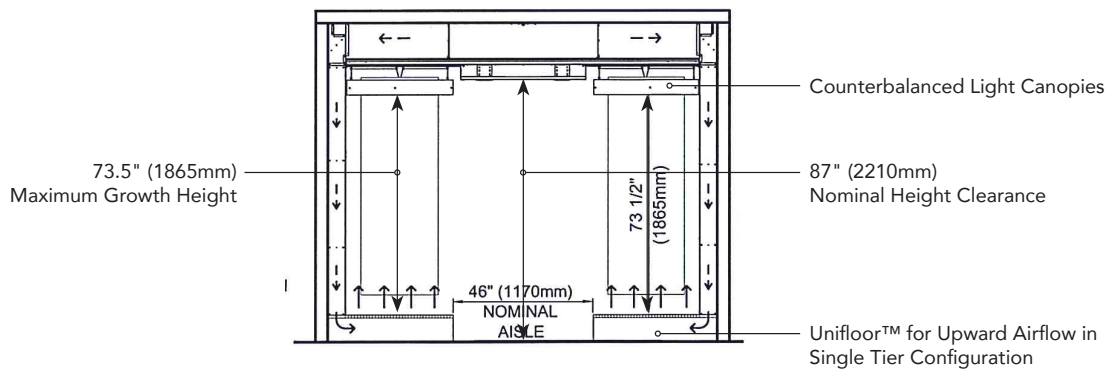




Three Tier Configuration - Horizontal Airflow



Single Tier Configuration - Horizontal or Upward Airflow (Upward Shown)



NOTES:

1. STANDARD REFRIGERATION SYSTEM IS WATER COOLED.
2. CONDENSING UNIT REQUIRES SEPARATE ELECTRICAL SERVICE (60HZ APPLICATION ONLY).
3. DEPTH DIMENSION IS CHAMBER SIZE ONLY. DIMENSION DOES NOT INCLUDE DOOR LATCH.
4. LENGTH AND WIDTH DIMENSIONS $\pm 1/4"$ (6mm). HEIGHT DIMENSION $\pm 1"$ (25mm).



Zealquest AI Netherlands B.V.

Sir Winston Churchilllaan 299a, 2288 DC, Rijswijk, The Netherlands

Zealquest Asia Pte.Ltd

101, Thomson Road #28-03A United Square Singapore 307591



info@zealquest.com



www.zealquestgroup.eu(NL)
www.zealquest-asia.sg(SG)